

1990-2017

7.9%

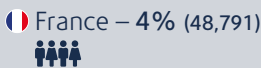
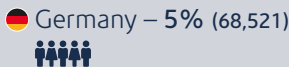
Over the past 25+ years, the inflows of Indian immigrants to the EU has remained constant: at 7.9% of the EU's total population. In that time, the UK has consistently remained as the destination of choice for Indians migrating to the EU.

Source: UNDESA Migration Report 2017.

2017

Data from United Nations Population Division

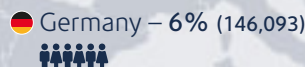
Stock of Indian immigrants in major countries of the European Union



2017

Data from Ministry of External Affairs of India

Overseas Indians



* Includes French departments Reunion Island, Guadeloupe, Martinique, St. Martin

According to data extracted from the MEA, in December 2017, the number of overseas Indians world-wide totalled 31.2 million of which 13.3 million were Non-Resident Indians (NRI) and 17.9 million Persons of Indian Origin (PIO).

MEA data further revealed that in 2017 there were 2.83 million overseas Indians in the European Union, of whom 64.54% lived in the United Kingdom followed by the Netherlands (8.31%), Italy (6.98%), Germany (6%) and France (3.85%).

It may be noted that the real number and proportions diverge from data available from UN Population Division for the same year.

2017

± 2.83
millions overseas
Indians in the EU

According to Ministry of External Affairs of India

Several Member State led agreements are in force, or under development, with India:

› Labour Mobility Partnership agreements (LMP)



› Human Resources Mobility Partnership (HRMP)



› Social Security Agreements (SSA)

