

# The Non-migrants (15 years and older) and their intention to migrate

## Definition

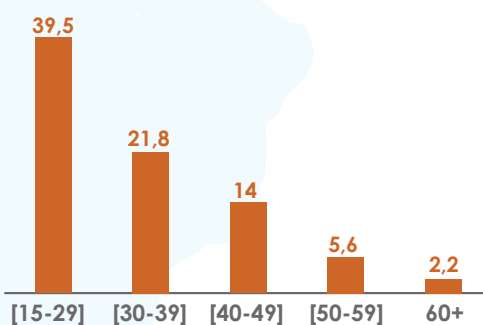
A non-migrant is any individual of Tunisian nationality aged 15 and older, having declared that he has never resided in another country for more than 3 months.

According to this definition, this population is estimated to be 8,400,000 people.

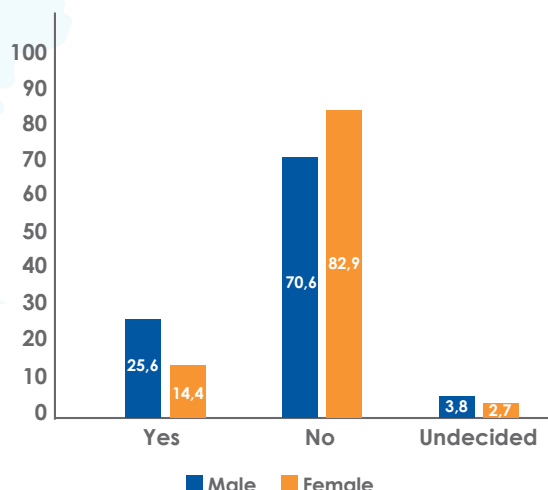
## Who?

- 19,9% of the non-migrants aged 15 and older intend to migrate

- Intention to migrate by age group (%)



- Intention to migrate by gender (%)



- The proportion of the intention to migrate is 18,5% among the employed and 35,8% for the unemployed.

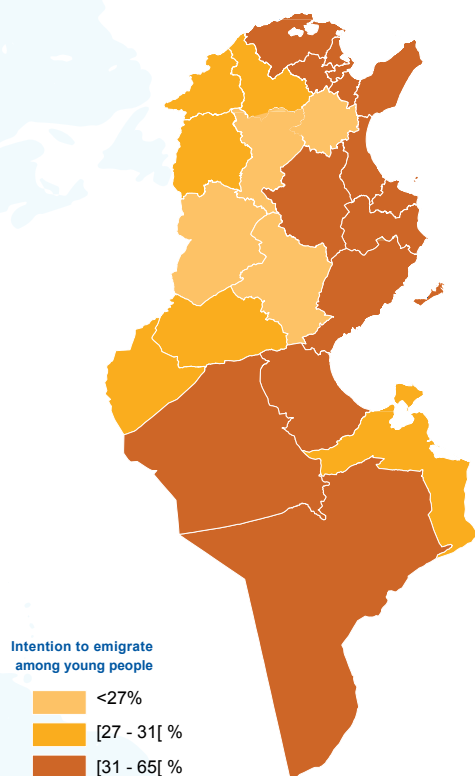
- 14,1% of potential migrants have taken the steps mentioned below :

Process Engaged	Percentage
Start the visa obtention process	31,9 %
Contact relatives / friends living abroad	17,5 %
Search on the internet	14,6 %
Learn a foreign language	12,1 %
Contact a placement intermediary for work abroad	8,2 %
Contact an intermediary for irregular migration	6,5 %
Others	9,2 %

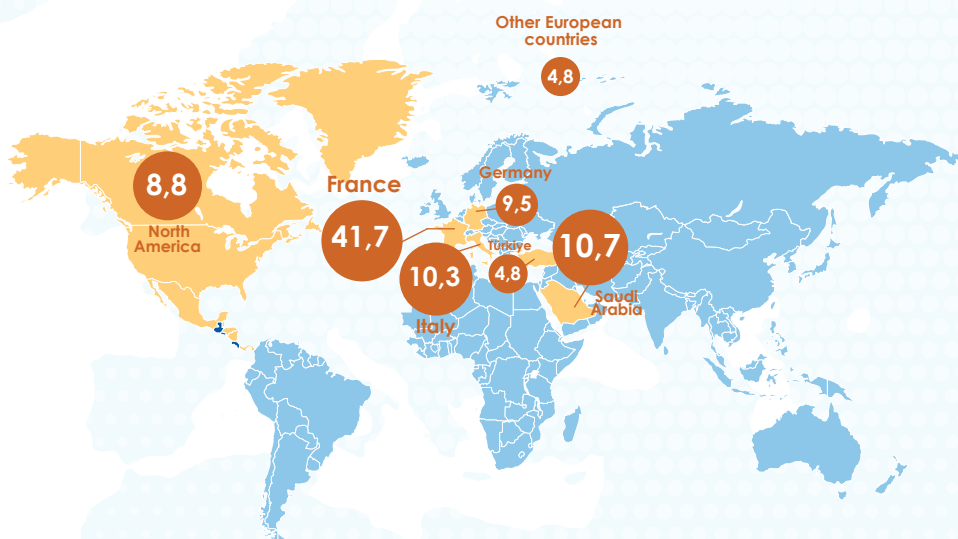
# Where?

## • Distribution by Governorate

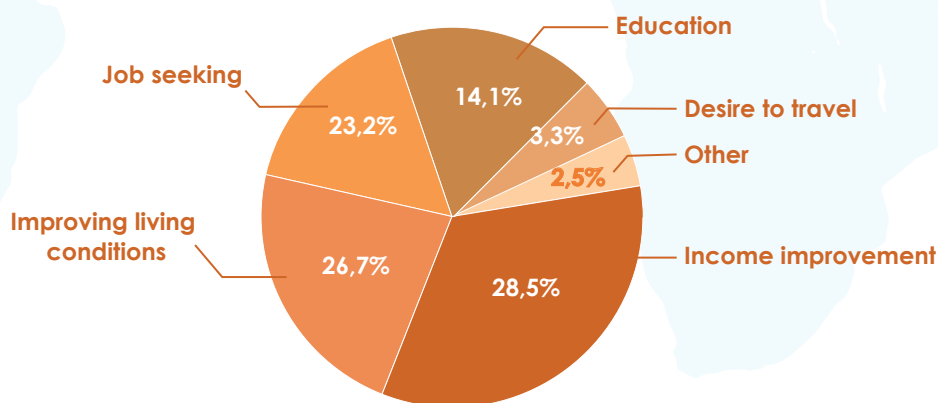
- Proportion of young people aged 15-29 intending to migrate among the total population aged 15 and older.



## • Potential emigration countries (%)



# Why?



# Highlight

The main reasons underlying the intention to emigrate are linked to the improvement of income (28.5%), Job seeking (23.2%), and the improvement of living conditions (26.7%)

Both women and men show relatively similar attitudinal tendencies for all these reasons.

# Current Tunisian Migrants (Aged 15 and older)

## Definition

The current migrant is a person of Tunisian nationality aged 15 and older who resided in Tunisia and has been living at the time of the survey in another country for at least 3 months.

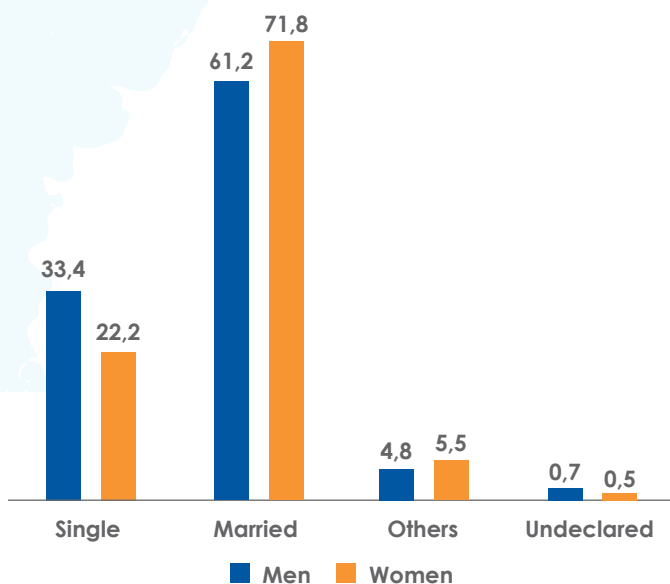
According to this definition, the number of current Tunisian migrants is 566,000 (388,000 men and 178,000 women).

## Who?

- Out of 10 current migrants, 3 are women and 7 are men.



- Marital status at the time of the survey (%)



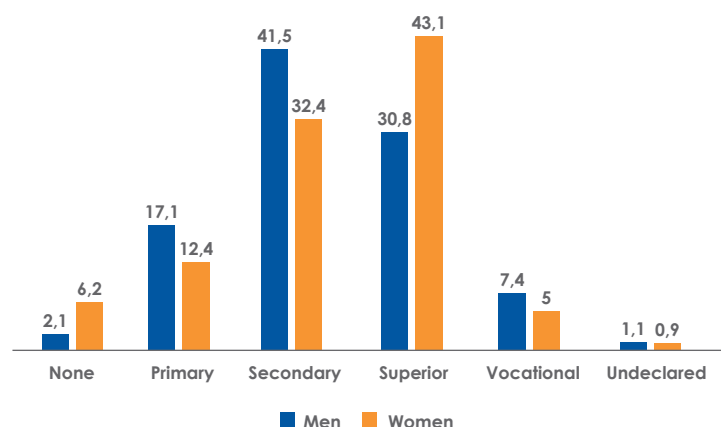
- Activity and unemployment (%)

Active workers = 55,5  
unemployed = 5,4  
Inactive = 36

- The 4 main sectors of occupation are (%):



- Educational level (%)



# Where?

## • Regions of residence in Tunisia (%)

North-East 26,4

Grand Tunis 26,2

Center-East 24,4

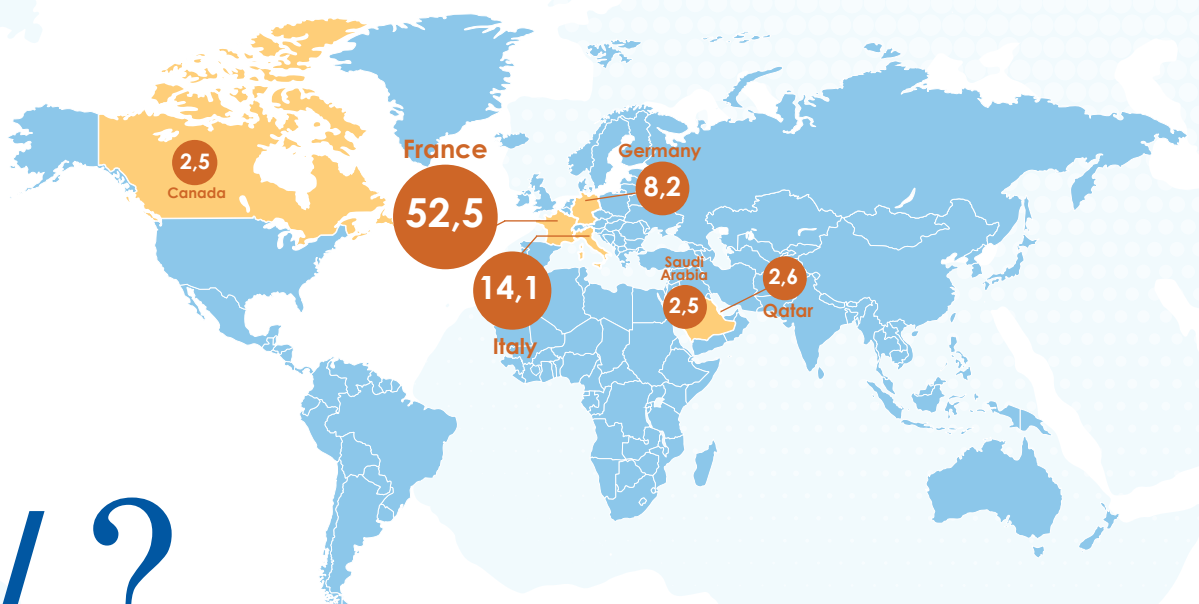
South-East 12,7

Center-West 4,6

North-West 3,1

South-West 2,6

## • The main countries of emigration (%)



# Why?

## • Main reasons for emigration (%)

Family reunification and marriage



15,1



68,8

Job seeking / Employment opportunities

58,6

15,5

Study and training

11,8

10,9

## • The average duration of residence abroad is **16,7 years**

# Highlight

The intensity of the emigration of Tunisians has increased over time: It was around 26% before the year 2000 to become 50% after the year 2010 even though it recorded a slight decline between 2000 and 2010.





المركز الوطني للهجرة  
Observatoire National de la Migration



إحصائيات تونس  
STATISTIQUES TUNISIE



International Centre for  
Migration Policy Development



ProGreS  
Migration  
TUNISIE

GOUVERNANCE  
DE LA MIGRATION



الجمهورية التونسية  
RÉPUBLIQUE TUNISIENNE



Projet financé par  
l'Union européenne



Enquête Nationale  
sur la Migration  
Internationale

المسح الوطني  
للحجرة  
الدولية

# Tunisian Returning Migrant (15 years and older)

## Definition

A Tunisian returning migrant is any member of a household of Tunisian nationality aged 15 and older at the time of his return, having stayed abroad for 3 months or more and residing in Tunisia for at least 6 months.

According to this definition, the number of returning migrants of Tunisian nationality is estimated to be 211,000.

## Who?

- **83,5 %** are men and **16,5 %** are women



- Average migratory duration

11,5  
Years

- Average age at return

37,7  
Years

- Educational level (%)

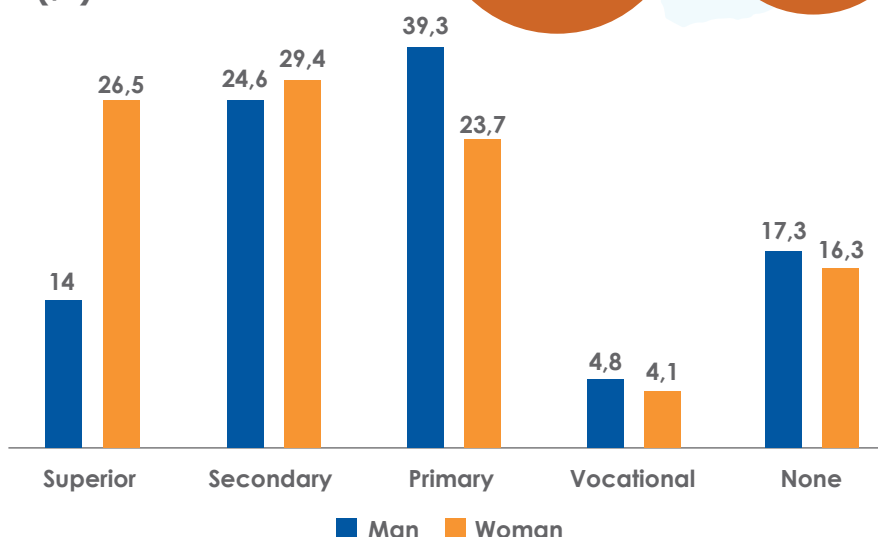
- **41,6%** of the returning migrants carry out an activity.
- The proportion of the unemployed among returning migrants is **8,5%**.
- The 4 main sectors of occupation (%)

Construction  
40,7

Agriculture  
12,7

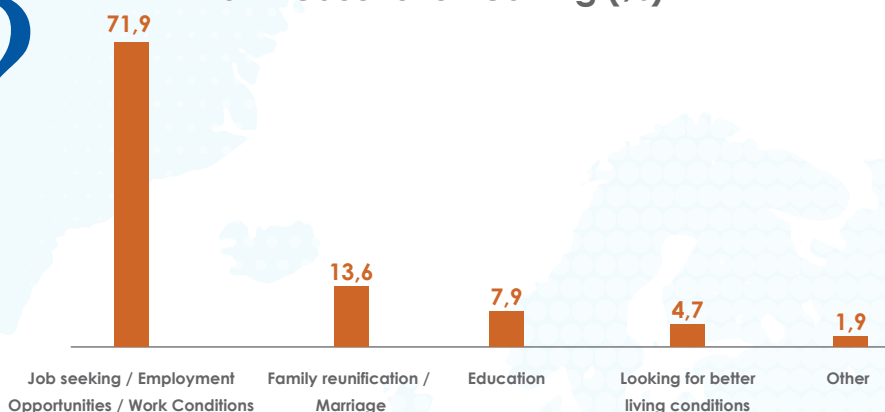
Accommodation  
and Restoration  
10,0

Manufacturing  
Industry  
8,5



# Why?

## • Main reasons for leaving (%)



## • Main reasons for returning (%)



# Where?

## • Regions of residence (%)

Center-East 26,0

Grand Tunis 18,9

South-East 18,0

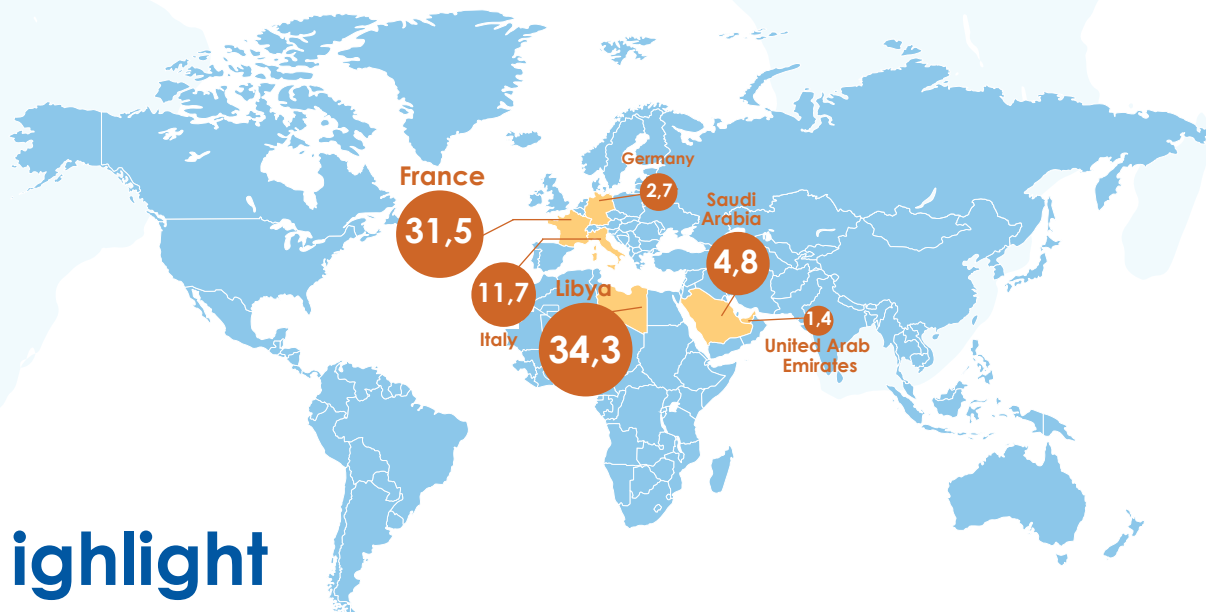
Center-West 16,4

North-East 9,4

North-West 8,2

South-West 3,1

## • The main countries of provenance (%)



# Highlight

Almost a third (1/3) of returning migrant declare having encountered economic problems (employment / income) when they returned. Women rather evoke social problems.

# Foreigners in Tunisia (15 years and older)

## Definition

A foreign resident in Tunisia is any person who has been living there for 6 months or more or intends to stay for the same period or more regardless of their administrative status (regular or irregular). According to this definition the total number of this population is estimated to be 58,990 people.

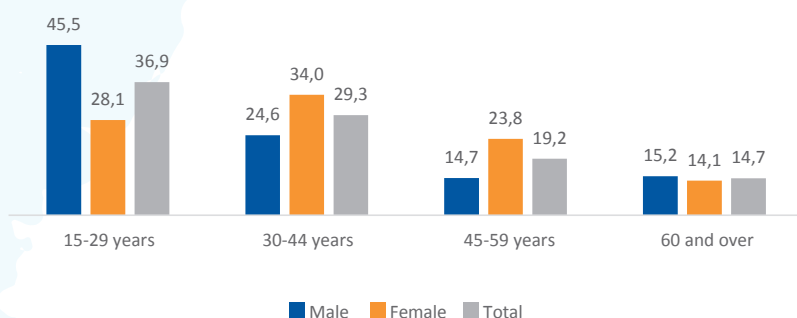
## Who?



50,5% Men / 49,5% Women

• Average Age : 39,4 Years

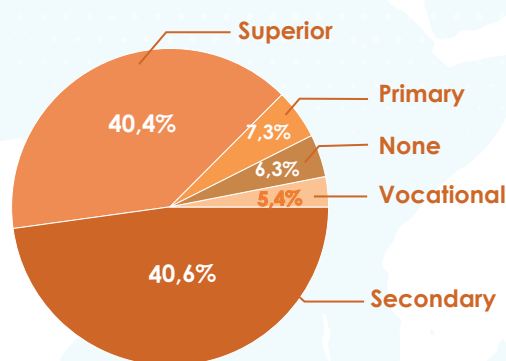
• Structure by age and gender (%)




• Occupation (%)



• Educational level (%)

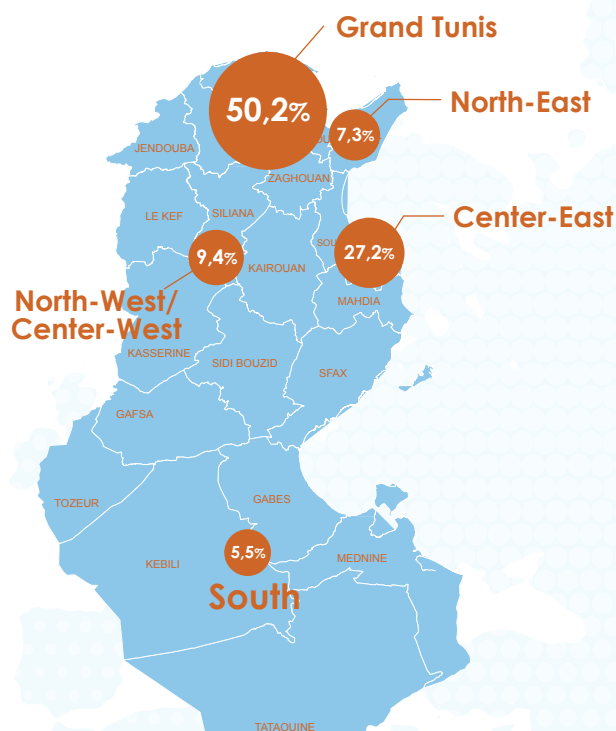


• Regions of Provenance (%)



# Where?

The geographical distribution of foreigners in Tunisia by region of residence (%)

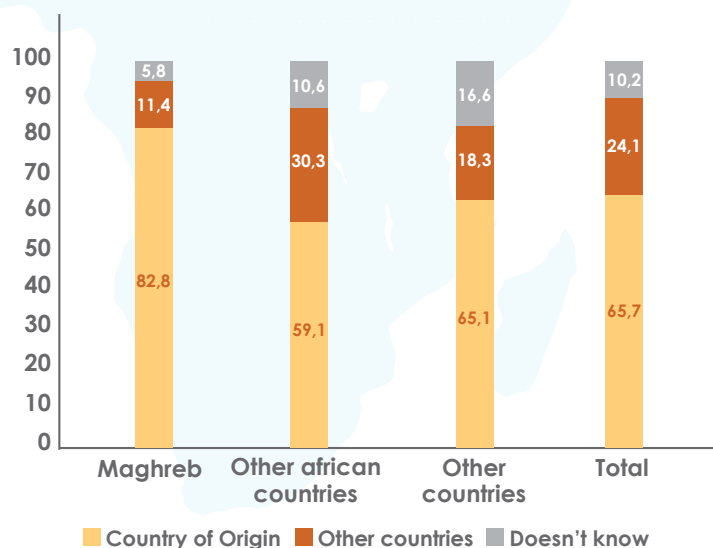


# Why?

## • Reasons of entry (%)



## • Future destinations (%)



# Highlight

The number of foreigners in Tunisia from African countries (excluding those of the Maghreb) recorded a significant increase between the period of the census in 2014 and that of the Tunisia Hims survey in 2021, rising from 7,200 to 21,466.